



# Xs Series

Retail counter service scales



Trusted and Accurate





# Contents

---

- > At a glance Specifications
- > Hardware
- > Scale Interfaces
- > Operating Modes
- > System Data
- > Tables
- > Logos
- > Barcode Types & Formats
- > Traceability
- > E-mail Alerts
- > Security Levels
- > System Functions
- > Machine Data & Reports
- > MX System Software
- > Kits
- > Barcode Types & Formats
- > Xs 100 Dimensions
- > Xs 200 Dimensions
- > Xs 300 Dimensions
- > Xs 400 Dimensions
- > Xs 500 Dimensions
- > Shipping Specification



# Xs Series

## At a Glance Specifications

### General Description

The Xs series of system scales may be used in stand-alone mode or linked together to form departments networks; in addition, the different departments can be linked together and connected to a back office computer, to form store-wide, centrally managed networks. The scales can operate in a number of different modes, printing individual labels for each item or combining the shoppers' items together and printing a single receipt.:

### Build Types and Description

#### Xs100

This model provides a compact weighing terminal with integrated vendor and customer display. The scale has a 58 pre-set key keyboard for PLU selection and an additional 23 full-travel tactile keys for regularly used functions.

#### Xs200

Head up Display (HUD) scale with column mounted customer display and a vendor display located on the base unit. The display, keyboard and weighing characteristics are identical to the mono bloc unit. The scale has a 58 pre-set key keyboard for PLU selection and an additional 23 full-travel tactile keys for regularly used functions.

#### Xs300

As Xs100, but with an additional self-service keyboard with 104 tactile keys. A further 58 self-service keys on the Xs can be utilised, allowing for up to 162 self-service keys in total.

#### Xs400

Two-piece scale with the keyboard and both displays mounted on the tower column, this maximises eye-level interaction between operator and customer. The scale has a 58 pre-set key keyboard for PLU selection and an additional 23 full-travel tactile keys for regularly used functions.

#### Xs500

Hanging scale with vendor and customer display. Designed for wet areas.

The scale has a 58 pre-set key keyboard for PLU selection and an additional 23 full-travel tactile keys for regularly used functions.



Xs100

Xs200

Xs300

Xs400

Xs500



# Xs Series

## At a Glance Specifications

Dimensions	Xs100 (w x d x h)	See diagram at end of document
	Xs200 (w x d x h)	See diagram at end of document
	Xs300 (w x d x h)	See diagram at end of document
	Xs400 (w x d x h)	See diagram at end of document
	Xs500 (w x d x h)	See diagram at end of document
	Feet Spacing – all models	See diagram at end of document
Capacities	Standard Xs100 - 500	15kg AVR - 30lb x 0.01lb 15kg x 5g
	Cost option (excluding Xs500)	6kg AVR, 25 kg x 5g, 50lb x 0.01lb
Power Consumption	Non Printing	3VA
Connections		RJ45 Ethernet, RJ12 Cash Drawer, 2 x USB
Memory	Size No.	2MB standard; 4MB max using option card
Networking	Interscale	Ethernet 10/100 base-T, max 31 scales per network, max. 99 operators
	Interscale network resilience Host i/f Number host networks/servers	Back-up server Ethernet 10/100 base-T unlimited
WiFi	Optional self-fit module	802.11b/g/n compliant
Display	Operator	White LED backlit, dot matrix, 320 x 128 pixel
	Customer	White LED backlit, dot matrix, 320 x 128 pixel
Keyboard	Number / function keyboard	23 Tactile, full travel keys beneath membrane
	Preset PLU keyboard	58 key pressure sensitive membrane
Printer	Type Roll diameter/width Speed	Thermal Label/Receipt Max. 100/60mm or 4/2.4 in Max. 100mm/s or 4in/s
Labels	Print dimensions (w x l)	Max. 56 x 300mm (2.2 x 6.3 in)
	Graphics	Yes
	No. Fonts	32
	No. Formats	100
	Label orientation Field orientation	all flexible 0, 90, 180° 0, 90, 180, 270°
Print boxes, lines	Yes	
Operating Modes	Label, Receipt, ECR, Prepack	
Barcodes	Barcodes supported	EAN 8, UPC 12, EAN 13, UPC 13, Scandinavian, EAN128, RSS Expanded (GS1 Databar), RSS14, RSS Limited
Traceability	No. schemes	9
	GTIN support	Yes
	Batch weight	Yes
	Expiry date	Yes
	Carcass Records	999

### Other Software Features:

Dual currency pricing, PLU search, Audit Trail and transaction collection, 9 security levels, 99 departments, 99 sales messages, 10 tax rates, 39 tares, 20 discount rates, 15 payment keys, Vertical scrolling messages, Cash up.

# Xs Series Hardware




## Processor & Memory

User-programmable data is stored in 2 MB of reprogrammable 'Flash' memory. There is an additional 14 MB Flash memory which is used for the application software and factory default data. Standard build includes 2.0 Megabyte static RAM (SRAM). An additional 2 MB card is available to extend the SRAM capacity to a total of 4MB. The number of PLU's supported is dependent on the memory size available and the average text size. For a 2MB memory machine, an average text of 25 characters (receipt mode) will typically allow 7000 PLUs.

**Average text of 400 characters (label mode) will typically allow 3000 PLUs.**

## Displays

All Xs series customer and vendor displays are, LCD dot-matrix 320 x 128 dot resolution displays with white LED backlight. The layout of the display is designed to provide all relevant information according to its mode of operation, whilst providing an easy-to-use interface for the customer and vendor. Date and time are permanently displayed, along with a status area showing network status, printer status, label / receipt mode and activity indicator. The top left-hand corner of the display is reserved to allow a logo to be permanently displayed. Different character sets can be supported for the various countries, including Latin, Greek and Arabic.



## Printers

The Xs series printer is a heavy duty label and receipt printer, with a single motor driving both the paper feed and paper rewind systems. Receipt tally roll, die cut labels or continuous sticky paper can be used. The paper roll is loaded onto the spindle and the paper passed through the large aperture at the rear of the open print mechanism. The single large aperture through which the paper is fed at the rear of the print mechanism means paper changes are quick and simple and makes it virtually impossible to feed the paper through the printer incorrectly.

To ensure the print head can be cleaned easily, the print head is raised well clear of the lower body when in the open position ensuring good access; this easy maintenance feature encourages cleaning to be carried out and the life of the print head optimised.

**The printer also auto-rewinds before printing commences, ensuring a minimum of dead space on the label or receipt.**

# Xs Series Hardware



## Printer specification

	<b>Metric</b>	<b>Imperial</b>
Maximum Roll Size	100mm	4 in
Maximum Width	60mm	2.5 in
Maximum Print Width	56mm	2.3 in
Maximum Print Speed	120mm/s	4 in/s

Print heads are custom type Direct Thermal and specifically treated for a high degree of static protection.

- > Number of heat elements: 448 dots.
- > Heat Element structure: Two heaters/dot.
- > Heat element pitch: 0.133 mm (8 dots/mm), enabling 80% EAN barcodes to be printed.
- > Print width 56.5 mm  $\pm$  0.2 mm

Hand contact points of the print head cradle are coloured red for easy identification.

### 'Code Checker'

'Code Checker' provides a unique monitoring system, which highlights any faults in the thermal print head, potentially even before the actual print quality has suffered. This is achieved by systematically monitoring the characteristics of each heating element and comparing them to their initial state.

A 'Warning' or 'Error' condition can be shown, depending on the degree of severity identified.

In addition, a printer status symbol is permanently shown in the status bar on the display. Depending on the print head performance, different symbols will indicate a normal head, a slightly worn head or a severely worn head.

'Code checker' is registered with a Patent Pending and is a feature incorporated into all Xs series scales.

Print head diagnostics are also available from the MX system software support tool set. (See separate MX Specification Sheet).

# Xs Series Hardware

---



## Keyboards

The Xs series features a 58 key user-programmable keyboard having a hard-wearing, touch sensitive, wipe clean surface. In addition there is a 23 key full-travel section for commonly used numeric / function keys (eg: 0-9, Clear, Test, Enter, Total / Print, Add, Tare, etc); this keyboard has a raised embossed overlay to give the operator touch feedback that their finger is located correctly on the key to increase accuracy of operation.

The user programmable area features a hard-wearing, tear-resistant transparent pocket under which a user-defined insert may be slotted into place. Standard inserts are supplied with the scale; it is possible to write on these with a non-permanent felt marker which can be erased if a change to the user-programmed key is made in the future. The reverse side of the insert contains all the keys necessary to programme the scale.

Latin, Greek, Cyrillic and Arabic character sets are delivered, one on each insert. The insert is retained at the lower edge by a ridge in the plastic moulding.

## Power Supply

The Xs scale has an external power supply mounted in a protective recess under the scale; the unit is rated at 100V/60Hz to 240V/50Hz. The mains cable can be secured by a clip on the underside to provide strain relief.

All variants use a mains cable with IEC320 C5 three pin termination, this allows for continuity of the protective earth connection.

## Weighing Capacities

The Xs series scales are available in the following standard capacities:

25 lb x 1/8 oz; 12 lb x 0.002 lb; 30 lb x 0.01 lb; 30 lb x 0.005 lb; 50 lb x 0.01 lb;

6 kg x 1 g; 6 kg AVR (1g / 2g); 15 kg x AVR (2g / 5g); 25 kg x 5 g; 30 lb/15 kg x 0.01 lb/5 g





# Xs Series Scale Interfaces

---

## USB Ports

All models feature two USB ports, with USB V1.1 being supported. On Xs100, 200, and 400 models, one port is located beneath the scale and one is located in the printer compartment. Typically, the port located beneath the scale may be used for scanner input. The port located in the printer compartment is typically used for data transfer with a USB memory stick (Note: the USB ports do not support Hubs / composite devices).

On Xs500 both ports are located under the removable 'cowl': one on the top face of the scale and one on the front face. Typically, the port located on the top face may be used for scanner input. The port located on the front face is typically used for data transfer with a USB memory stick.

## Cash Drawer Interface

All models feature an RJ12 connector for use with a 12 V or 24 V cash drawer.

## Inter-scale Network and Host Computer Interfaces

A maximum of 31 scales may be linked together in a single network.

Within a single network, scales are configured in a Client/Server configuration, with all scales sharing the same Ethernet 'port address'.

Any scale can be configured as the Server and all scales contain the full PLU and data file.

Each scale may be connected to a local 'Department HUB'. Where connection to the office computer is required, each HUB may then be connected to the store's Ethernet' HUB in the wiring closet.

When communicating by wired Ethernet, the LAN communications symbol will be displayed in the scale's status window on the display.

Full Ethernet connection via gateways and subnet is supported.

Within a single store-wide Ethernet system, multiple scale networks can be configured, with each having a unique port address; thus more than a hundred Xs series scales can be linked into the store's Ethernet hub, with each Server talking independently to its own network of client scales.

The Xs series range also allows host names to be specified for a particular scale for use in conjunction with DHCP and DNS; the host name can be up to 100 characters.

All communication uses TCP/IP across standard 10/100-BaseT Ethernet networking, this also enables simple remote diagnostic tools from head office. The MX system software support tools provide an authorised dealer with more sophisticated remote diagnostics.





# Xs Series Scale Interfaces

---

## RF Communications

The optional RF card enables the use of RF for communication between the PC located in the management office and the counter scales in the store. When communicating by RF, the RF communications symbol will be displayed in the scale's status window on the display. Xs series scales are compatible with most common Spread Spectrum Radio Frequency systems. Multiple network configurations are possible using either only RF or combinations of RF and direct cabling communications. An individual scale will not support simultaneous RF and wired communication.

## System Resilience and Networking

In both LAN and RF networks, the back-up server mirrors the main server and automatically takes control if the main server fails. When the communication with the server is restored, transactions are automatically recollected from local mode and the totals are regenerated.

## Configurable Network Error Alarm

An audible alarm warning of network errors can be disabled in sales mode. A flashing message appears on the vendor display when the scale is experiencing communication problems.

Xs software is compatible with M series machines featuring M2 Technology operating v7.9.x software.



# Xs Series Operating Modes

---

## Label Mode

Xs series scales operating in label mode are generally used for single item, weighed or non-weighed transactions.

In label mode, the system can be set to Print on Request (press the Print or Operator keys) or Immediate (as soon as the weight is steady).

## Self-Service Mode

Xs series scales can be set into self-service mode where they are intended for the general public to weigh and label their own produce. When in self-service mode, Xs series scales prompt the customer to 'select item' from the lower keyboard, before placing the produce on the scale and pressing the print key to print the label.

By setting the scale to 'print immediate', the label can automatically be issued after the produce is on the scale, without having to press the print key.

## Pre-pack

Pre-pack mode enables a number of consecutive labels to be printed for each selected item. For this reason, the selected item - along with any tare details, are retained until cleared.

In general, an item is selected in the standard way and the details are automatically 'fixed' - with a label being printed each time the weight changes and then returns to a steady weight again.

Direct entry to Pre-pack mode can be enabled in system configuration.

## Label Formats

Label formats can be pre-set for a scale or may be set for each individual item.

Up to 103 label formats can be set up, with standard default formats being pre-set into each Xs machine on delivery; formats can be modified in Service mode or using MX support tools.

Up to 50 fields of information can be printed on each label format. Sales messages may be set against a PLU and printed on labels, within sales message fields.

Label lengths can be from 160 mm to as short as 40 mm and may be printed in 0, 90 or 180° orientation.

Printing can be set for individual thermal labels or to print on continuous, sticky paper (enabling short and long labels to be printed for different products).

## Receipt Mode

Receipt mode enables the operator to 'float' up and down a counter from one scale to another, producing one receipt for the complete set of transactions.

Up to 99 operators may be 'live' on the network at any one time, with name and number printing on the receipts.

A barcode may be printed at the bottom of each receipt.



# Xs Series Operating Modes

---

## ECR or EPOS Mode

Xs series scales may be configured into ECR or EPOS mode.

This is similar to the 'Receipt' mode of operation, but in addition to those functions, the sale must be finalised through one of the payment keys being placed on the keyboard.

In this mode, products may be key entered, selected via a preset key or simply scanned in via a barcode reader; the type of payment is always printed on the receipt.

Operators may be 'floating' in a network in ECR or EPOS mode, or set into Checkout mode, whereby an individual operator is logged on to a specific terminal, and may be prevented from 'floating' to other scales on the network.

Up to 15 flexible payment keys may be created and assigned to the keyboard. Payment types include cash, cheque, credit card, local account or coupon.

In checkout mode, the operator PIN codes do not have to be entered to use security functions, as it is assumed that the logged on operator is using the scale.

## Account Transactions

Sales can be charged to a customer account and payments may be received against an account. All electronic account transactions go into an electronic log.

An on-line file of up to 9999 local accounts may be programmed into the system. The system can be set to enforce validation against this file, for all account entries.

An account payment slip is produced for each account sale, which may be kept in the cash drawer to enable end of day reconciliation and provide a signature-based audit trail.

## Float

A float transaction allows money to be put into the drawer for the purpose of giving change.

## Pick Up

A pick up transaction allows the declaration of cash taken out of the drawer for security reasons during trading, prior to final cashing up.

## Paid Out

A paid out transaction allows miscellaneous cash payments to be made using the cash from the drawer.

## PLU Search Mode

By assigning the PLU search key to the keyboard, it is possible to search for PLUs from the scale's memory. Searches may be performed numerically or alphanumerically.

The Xs series can be switched easily between label and receipt mode.

# Xs Series System Data

---



'System data' is that which is managed and held for the complete Xs series network, this data can be created or edited at any scale, with the data then copied to all scales on that network.

## Product

The following item maintenance functions are available: change price, create/edit PLU, delete PLU and customise the PLU data options.

## Promotions

PLU may be programmed with one of the following types of promotion:

Price Promotion: Weight Free Promotion; Items Free Promotion: Discount Promotion: Voucher Promotion: Frequent Shopper Promotion:

All of the above promotions can be included into a timed batch which enables promotions to be automatically enabled and disabled on each day of the week and at pre-defined times.

When a PLU with a promotion is selected, the product description on the display will flash to indicate this to the vendor.

A promotional message advising of the actual promotion can also be set against each PLU for display and printing purposes.

All of the above promotions except the frequent shopper promotion can be used in label and receipt modes. Frequent shopper can only be used in label mode.

## Nutritional Information

Each PLU can be provided with nutritional information if required. Nutrient information can be programmed to print either on the same product label, or on a separate label. As well as being able to print individual nutrient values per product, the standard measure (normally 100 g) values and RDA values can also be printed.

## Departments

It is possible to create up to 100 departments each having a 20 character description. All products are allocated to a specific department.

## Messages

Up to 99 scrolling or flashing messages may be programmed, of up to 200 characters each. You can assign each scale to display one of these messages.

Additionally, bitmap graphics can be displayed when the scale is idle, giving an ideal platform for 'in-store' promotion.

Up to 99 sales messages may be programmed, and these can be called-in to print on labels, where a field has been set up for this purpose.

Each PLU can be assigned up to two sales messages and separate sales messages may be defined to print on label formats.



# Xs Series Tables

---

The following data tables can be programmed:

## Tax

10 tax rates can be programmed, with up to two tax rates being assigned to PLUs.

## Tares

Up to 39 tare weights can be programmed which can be assigned to PLUs for use as preset tare values or assigned to keys for recall in normal operating mode.

A tare interlock can be used to ensure a label is only printed if a tare has been selected.

Tares may be configured as self-cancelling (one-shot) or fixed.

Additionally, semi-self-cancelling, cumulative, accelerating or proportional tares may be programmed.

## Payment Tables

Payment tables includes 'local cash', 'foreign cash', 'credit card', 'account', 'coupon' or 'general'.

## Discount Tables

A maximum of 20 discount rates are programmable. A maximum of 16 displayed characters may be entered for describing the discount rate. The discount value may be disabled or entered as a percentage or value. The security level is applied for discount protection when operating the scale in sales mode.

## Account File

Up to 9999 local accounts may be programmed. The following information must be entered into the customer's account before it may be used; customers ref. number, customers name and customers credit status.

## Add Label

You can assign one of the standard label formats to be printed as the add label format, or this can be set to print in a receipt style.

## Logos

---

1 MB of memory is available to store up to 100 different logos. Logos are loaded into Xs series scales using MX system software support tools. A logo report can be printed showing all logos stored in the scale.

Logos can be used for a variety of applications including printing on labels or receipts as store logos, for promotional purposes and for displaying on the scale's display for presentation purposes.



# Xs Series

## Barcode Types and Formats

---

The Xs series range is able to support the following barcode types:

EAN 13	UPC12	PDF 417
EAN 13 Scandinavian	EAN 128	RSS expanded
EAN 8 - mainly used in Europe	Code 128	RSS stacked
UPC 13	Code 39	RSS 14
	Code 39 extended	RSS limited

ITF14

The following data may be encoded in the barcode: article number, price, weight, trace code, operator number or department number, group and transaction number. SSCC data is also supported.

Weighing and traceability type application identifiers are supported by EAN 128 and RSS barcode formats.

Barcodes may be programmed to print on receipts, labels, talons or combinations thereof.

The add label barcode format is that which is programmed for that machine's receipt.

Each PLU may be programmed to use one of 30 configurable barcode formats.

### Operators

The multi operator system enables a max of 99 live operators in a network.

'Floating operator' system enables each operator to work on any scale in a system at any time.

### Header Message (for Receipts Only)

The message of up to 20 text characters printed at the top of receipts can be programmed at any scale and is transmitted to all scales in a system, ensuring all machines print identical headers.

A logo can also be used in addition to, or instead of, the header message and is printed at the top of the receipt.

### Trailer Message (for Receipts Only)

The trailer message of up to 200 text characters can printed at the bottom of receipts is programmed at any scale and is transmitted to all scales in a system, ensuring all machines print identical footers.

A logo can also be used in addition to, or instead of, the trailer message and is printed at the bottom of the receipt.

### Information Labels

Up to 50 information label references can be set up in order to be assigned to PLUs. An information label is programmed with a description, label format number and preferred integral printer.

Information labels can be used for a number of different applications including ingredients, recipes, promotional/merchandising, cooking instructions, coupons and traceability.

### Vouchers

Up to 50 voucher types can be set up and used in conjunction with a PLU voucher promotion.

Vouchers containing barcodes can then be scanned at the point of sale and, depending on the barcode content, can be used to identify the product, voucher price and even expiry date.

Where Xs series is used in ECR mode, a scanned voucher value will automatically be entered against the coupon payment type.



# Xs Series

## Barcode Types and Formats

---

### Pack Runs

Up to 99 pack runs can be created and used in pre-pack mode, to allow packing consignments with up to three levels. Each level can be user-defined with its target weight, number of packs or price, along with label format and barcode format to be printed for that level's total label.

Pack runs can be set up to be closed (fixed PLU at all levels), open (fixed PLU at level one only) or manual (mixed PLUs at all levels).

Sub-total labels can be printed if required and levels can be terminated early, with the appropriate total label issued accordingly.

Consecutive numbers can be printed on labels across all levels and defaced or damaged labels can be re-issued using the non-add function. Both completed and outstanding pack run totals can be printed for reporting purposes.

### Re-Pricing

The re-pricing mode is a non-PLU associated method of printing labels, with pricing and barcode information which are adhered over a product's original price and barcode information. The re-price function requires setting up with default label information, barcode format, whether packs will be weighed and if totals are required to be stored or not.

## Traceability

---

Xs series scales feature comprehensive options for all types of traceability requirements. Up to nine different traceability schemes may be individually programmed, allowing associated products to be tracked through their supply chains. Scheme options include the ability to print user-defined trace information, manual or scan methods of data input and the ability to reproduce 'traceability passports'.

All schemes can be used in either label or receipt modes, allowing counter or pre-pack service operation.

## E-mail Alerts

---

Up to 15 different alert conditions can be enabled which when triggered, will cause an Xs series scale to send an e-mail to a designated e-mail address.





# Xs Series Security Levels

---

## Programming Security Levels for Management Functions

The system has 10 security levels: 0 - no security up to 9 - highest level.

If the Operator security level is greater or equal to the function level, the transaction will proceed, but, if the operator security level is less than the function level, the scale prompts for a supervisor. All management functions operate on similar security levels.

## Security Levels for Operator Functions

Operators are programmed with security levels between 0 - 9. Operators may be allocated personal PIN codes that they can change on a regular basis, via a PIN key which may be assigned to the keyboard.

## Programming Security Levels for Sales Functions

Security levels of sales functions are set up by scrolling through the sales functions in management mode and allocating them with security levels 0 - 9. These functions are initially set up with default levels.

## Security Log

The security log is a report which shows functions that have been carried out above a user-entered security level. For example, a report printed for security level eight would print each level eight and nine function carried out, with the date and time and the name of the operator who performed the function.

# System Functions

---

## Audit Mode

Audit mode is either enabled or disabled in manager mode.

Audit mode contains functions such as filtering, server buffer, client buffer, Audit Report and erase Audit list.

## Receipt Weight Mode

If required, the total weight of each receipt's weighed transactions can be printed at the bottom of the receipt.

## Last Subtotal

When enabled, last subtotal allows operators to recall the value and number of transactions from the last receipt they transacted, to the display. Reprinting of the receipt is possible by pressing the 'Total' key.

Note that this receipt is marked as a duplicate copy.

## Pre-Pack PLU Lock

In prepack mode it is possible to configure whether the PLU need to be cleared before a different PLU can be called via the pre-set keyboard.

## Security Log Level

Any functions with a security level equal to or higher than the value entered here, will be printed in the security log.

## Summary Receipts

Subtotal receipts may be recalled using the customer number printed on the receipt, at the PoS.

## Customer Number

This can be set to be manually entered or system generated.

The customer number is only printed on summary receipts.



# Xs Series

## Machine Data & Reports

---

### Pre-set Key Assignments (Dedicated Keys)

The free-programmable (pre-set) keys may be set to any combination of functions, including PLU, tares, Departments or Operators.

### Function Keys

The PRINT key can be set to be used to print total (non Pos and PoS), receipts or subtotal (non-itemised) receipts (for use in 'customer', 'system' or 'receipt scan' modes).

### Data Back-up

This mode includes the following functions :

#### System Save/System Load;

Allows the transmitting of data sent to or from a scale and a PC running the MX support tool.

#### Machine Save/Machine Load;

Allows the transmitting of data sent to or from a scale.

#### Totals Receive;

performs a backup file of the totals information produced from the scale.

### Data Reports

A range of reports may be printed on receipt paper for data management purposes, any data report can be halted by pressing the Clear key.

### Sales Reports

A range of reports are supported and include:

- > PLU totals (with option to enter a start and end range)
- > Operator (optional range)
- > Grand totals
- > Department (optional range)
- > Machine
- > Hourly (//<sup>TM</sup> hour or hour)
- > Group (optional range)
- > Discount totals
- > Promotion totals
- > System cash
- > Security
- > Carcass (lists an audit trail of the last 100 carcasses used, showing the total weight packed, the value and the last date on which that carcass was used)
- > Single (X/Z) or dual (X2/Z2) report periods, enable daily plus weekly reporting.

### Totals Batching

All of the above totals reports from any period may be batched together to allow up to nine different reports to be printed at the press of a button. Up to five batches may be programmed, which are then assigned to a key on the keyboard.



# Xs Series Machine Data & Reports

---

## Audit Reports

Audit reports print out transactions which have been totalised and printed on the label or receipt during sales transactions.

Reports may be configured to be printed out as a summary or in detail, selected by time, receipt number or filter for transaction type.

The summary report shows the total value and number of transactions for each receipt and the grand totals.

It is possible to clear or print outstanding transactions

## Service Mode

This mode allows access for diagnostics and setup by entering the service PIN number during the power-on 'countdown'

## MX System Software

---

MX system software has been specifically designed to provide a transparent interface between the retailers' primary Store Management module (generally the EPoS system), and the mixture of scales in the various departments within the store. MX software is designed to run on the same computer as the management module, but "in the background", this solution allows the retailer to control the prices and product range in both the EPoS and the scale systems from the Head Office.

MX software also provides for the collection and return of scale sales reports, as well as enabling a detailed audit trail of transactions.

**Refer to the MX system software data sheets for a full description of functionality and features**

## Kits

---

The following kits are also available for the Xs series range scales:

### All Models:

- > C924000000AB0000-Low profile stainless steel cash drawer
- > AWT05-053028-Economy Cash Drawer
- > AWT05-052964-MS9520 Metrologic Voyager USB Hand Scanner
- > AWT05-052965-MS3780 Metrologic Fusion USB Handheld omnidirectional scanner
- > AWT05-052966-MS7120 Metrologic Orbit Presentation scanner
- > IX1001AE00000000-G Pan Kit
- > IX1001AF00000000-12 IN L2 Scoop Kit
- > IX1001AG00000000- 16 IN L2 Scoop Kit
- > IX1001AH00000000-Scoop Cradle Kit
- > ABR97-003984 XS Memory Expansion Kit
- > ABR97-003985 XS RF Expansion Kit



# Xs Series

## Other Information

---

### Paper Type

For a full description of the label material specification to be used with the Xs series, please refer to the Thermal Label/Receipt Material Specification for Xs series.

### Electrical Requirements

#### Mains Supply

Single phase, AC.

Europe: 220 V - 240 V (-15% + 10%) at 50 Hz or 60 Hz.

USA: 110 V - 120 V at 50 Hz (-15% +10%).

#### Approximate Consumption

60 VA (when printing).

3 VA (when not printing). Supplied with 2m, 3 -core mains cable with moulded plug.

### Safety Standards

The Xs series range fully complies with CE requirements, including EMC and low-voltage directives in BS EN60950.

The USA safety standard is UL 1950 and Canada CAN22.2 950.M99.

### Housing and Environment

Xs series models share the following exterior appearance:

- A wipe clean, textured surface, designed to provide easy peel-off of labels.
- High UV resistance for good colour stability.

### Operating Environment

Resistant to dust abrasive environment.

Resistant to salt water.

Resistant to blood and animal fats.

Operating Temperature Range: -10° C to +40° C.

Storage Temperature Range: -20° C to +70° C.

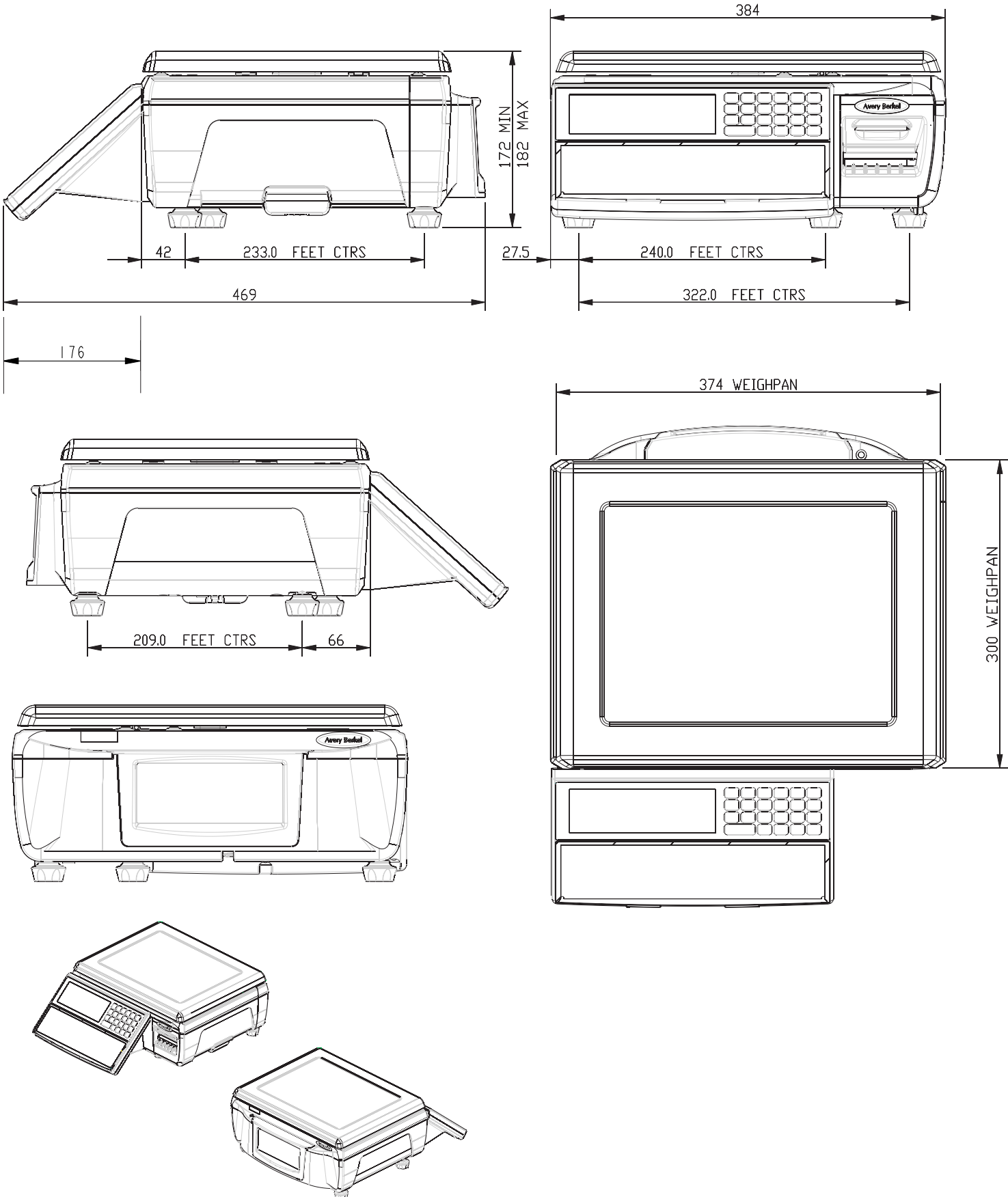
#### Humidity

10% to 98% RH.



# Xs Series

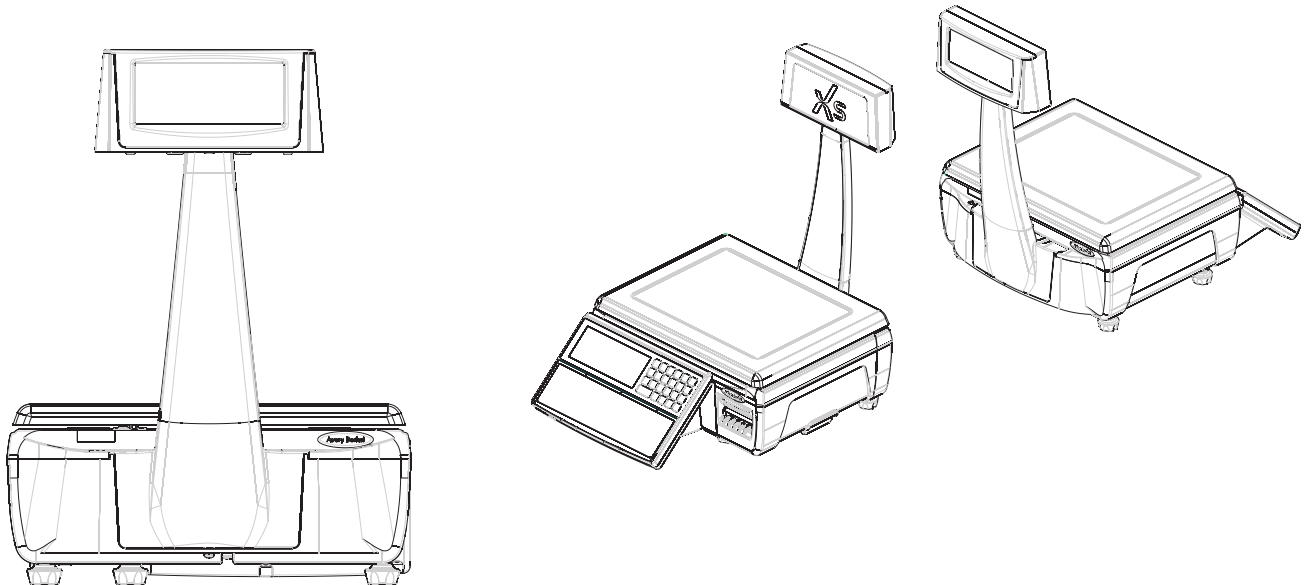
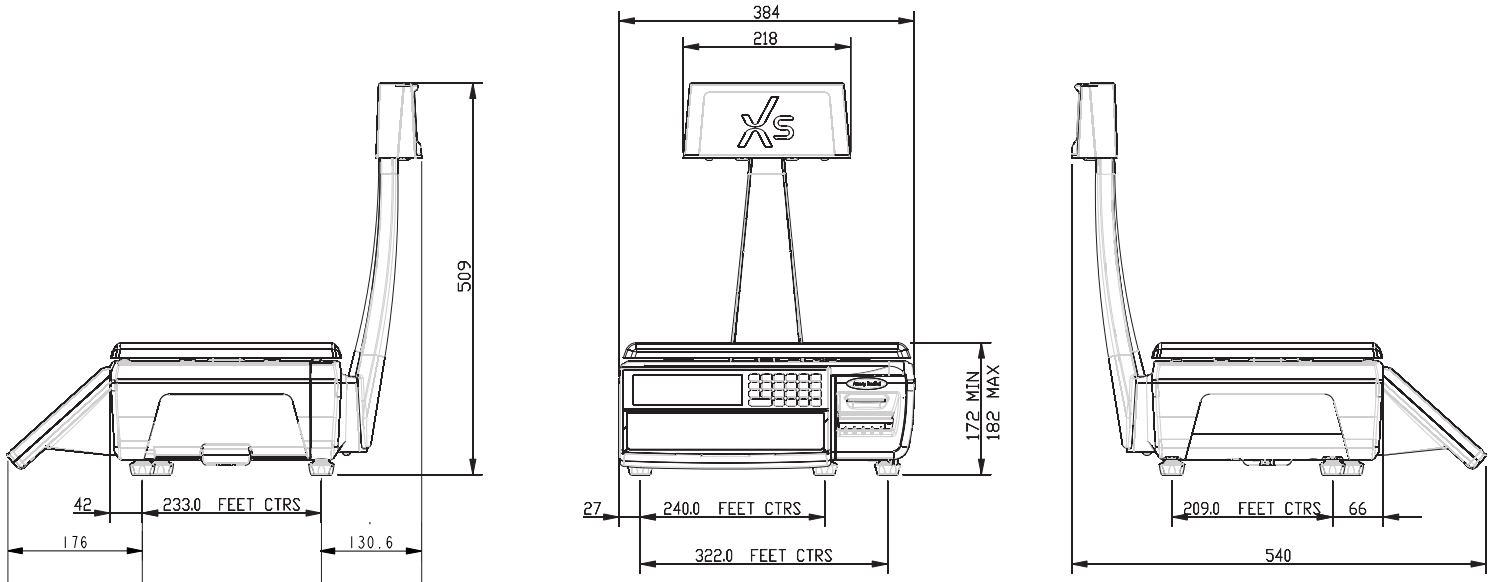
## Dimensions - Xs100





# Xs Series

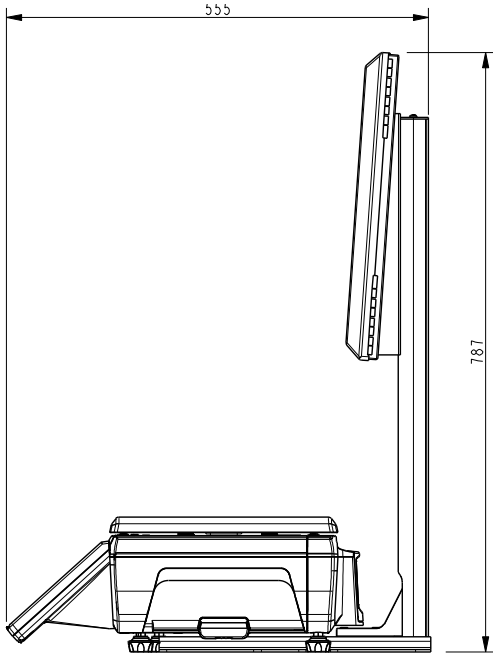
## Dimensions - Xs200



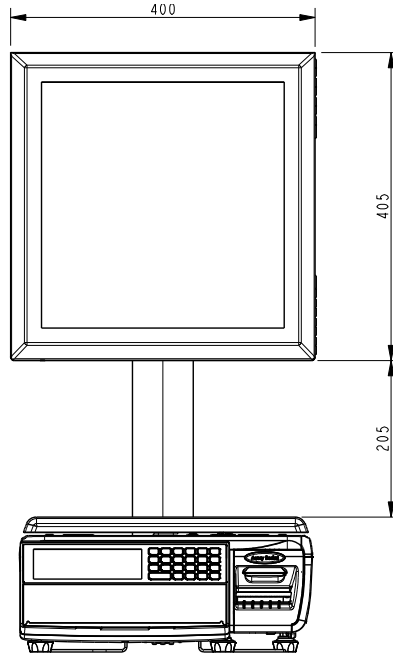


# Xs Series

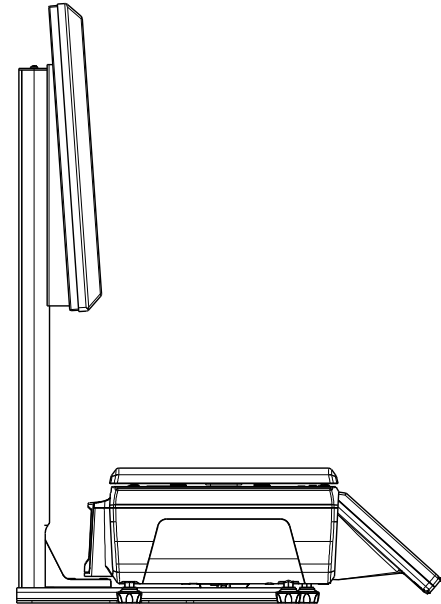
## Dimensions - Xs300



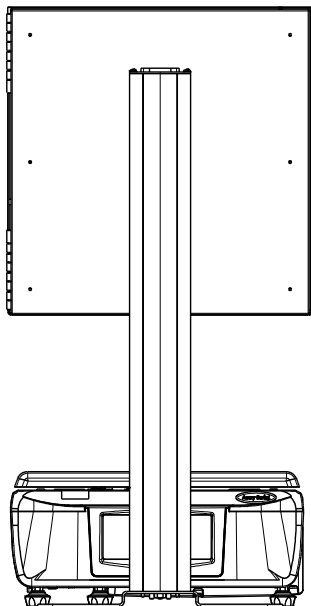
RIGHT HAND SIDE VIEW



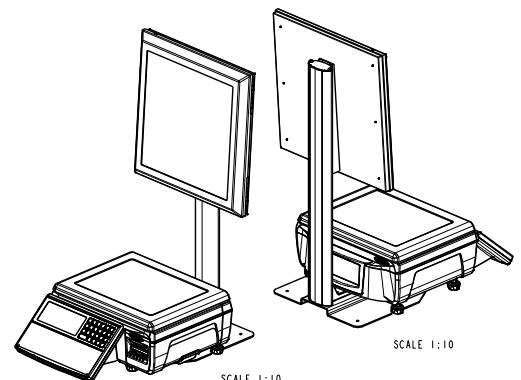
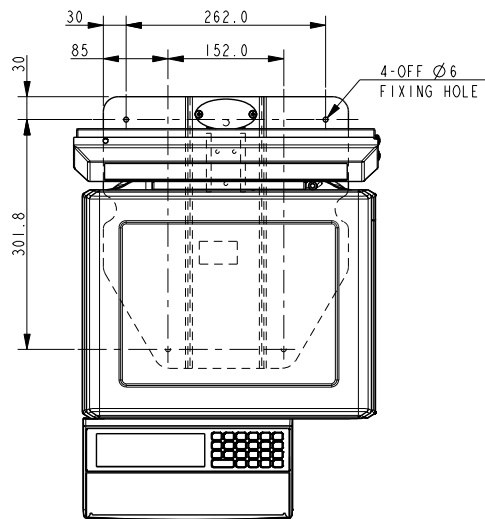
FRONT VIEW



LEFT HAND SIDE VIEW



REAR VIEW



SCALE 1:10

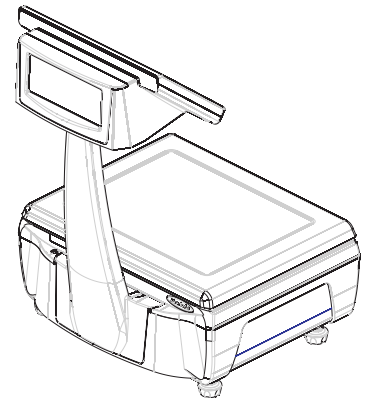
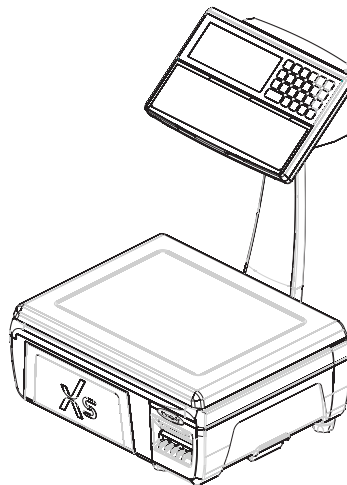
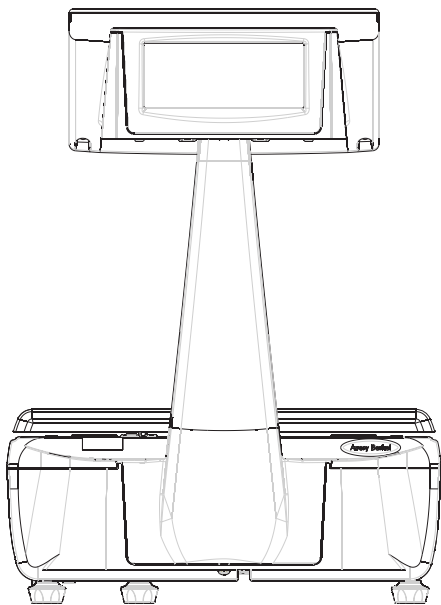
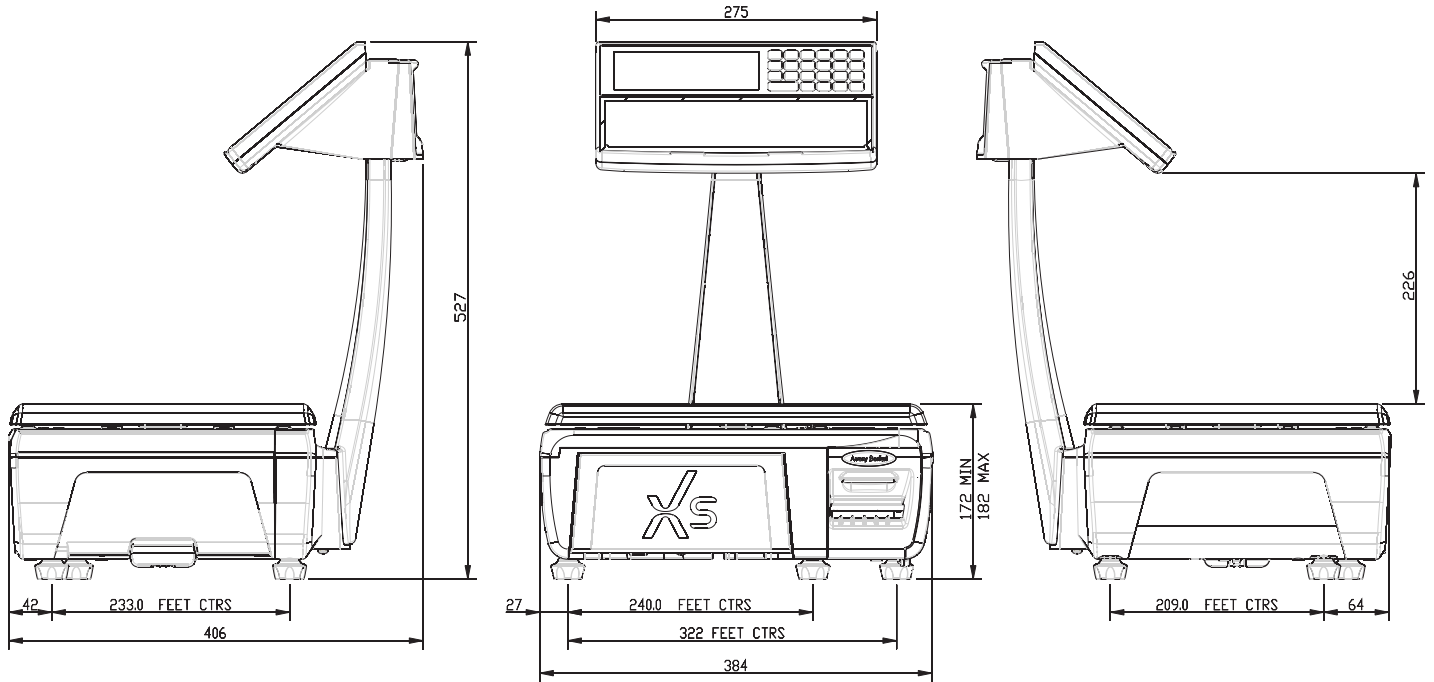
SCALE 1:10





# Xs Series

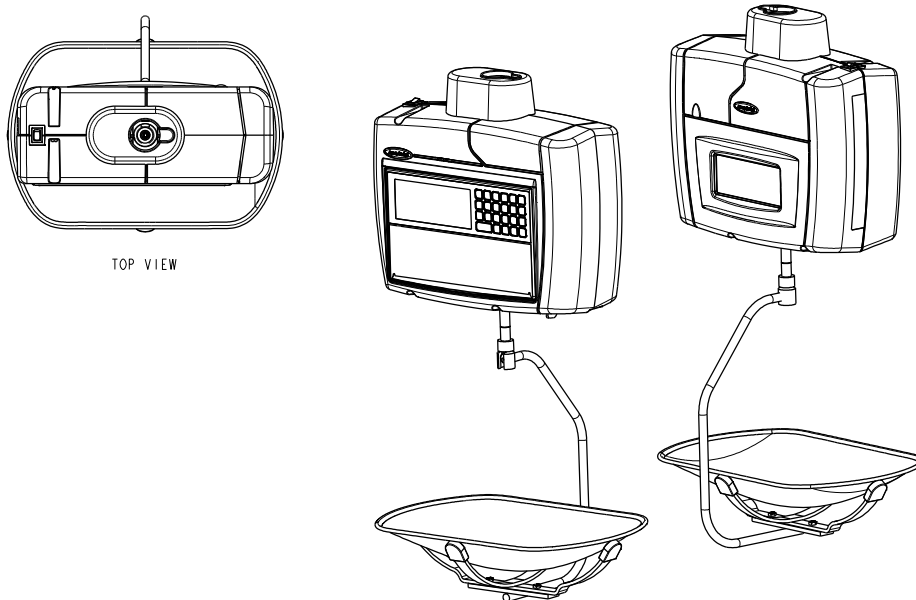
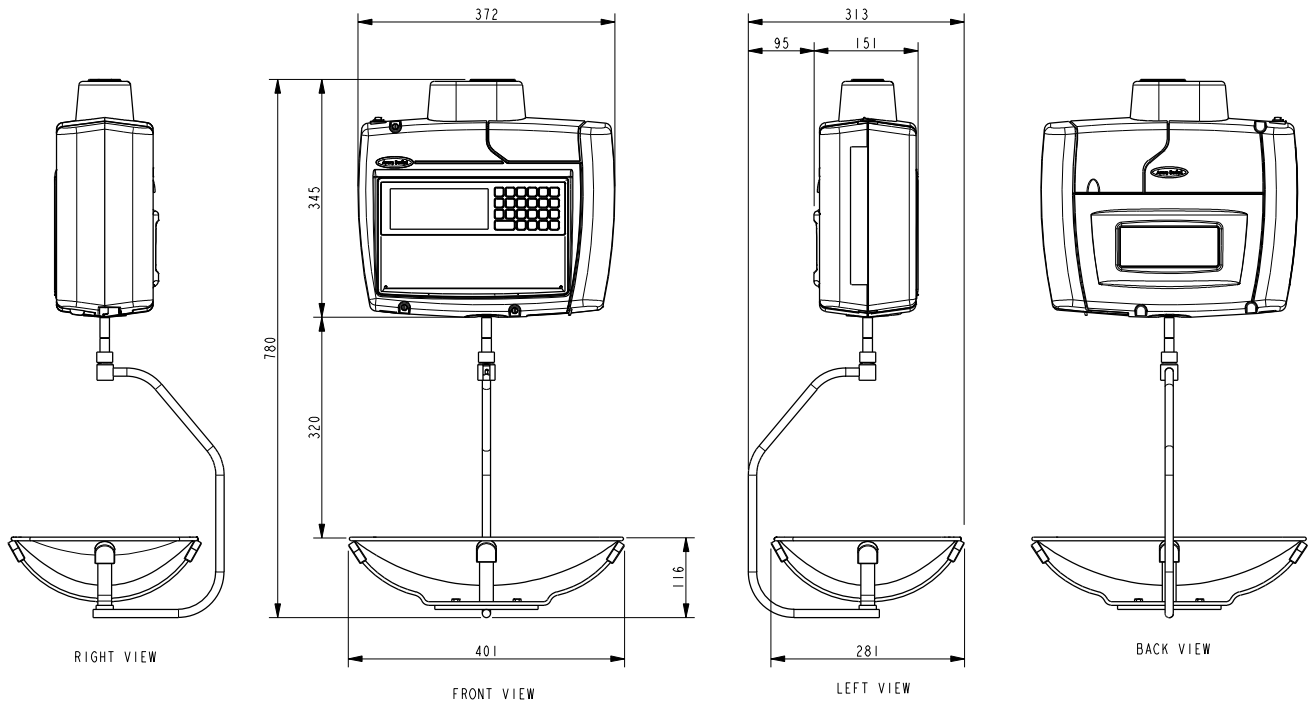
## Dimensions - Xs400





# Xs Series

## Dimensions - Xs500





# Xs Series

## Shipping Specification

---

### Xs100

Net: 8 kg. Gross: 11 kg. Measurement: 600mm x 440 mm x 320 mm  
Number of Packages: One  
Harmonised Commodity Code: 8423181 50 0.

### Xs200

Net: 8 kg. Gross: 11 kg. Measurement: 600 mm x 440 mm x 320 mm  
Number of Packages: One  
Harmonised Commodity Code: 8423181 50 0.

### Xs300

Net: 8 kg. Gross: 11 kg. Measurement: 600mm x 440 mm x 320 mm  
Number of Packages: One  
Harmonised Commodity Code: 8423181 50 0.

### Xs400

Net: 11 kg. Gross: 14 kg. Measurement: 600 mm x 440 mm x 320 mm  
Number of Packages: One  
Harmonised Commodity Code: 8423181 50 0.

### Xs500

Net: 8 kg. Gross: 11 kg. Measurement: 510 mm x 510 mm x 375 mm  
Number of Packages: One  
Harmonised Commodity Code: 8423181 500

---

© Avery Berkel 2011. All rights reserved. This publication is issued to provide outline information only which, unless agreed in writing by Avery Berkel, a division of ITW Limited, may not be regarded as a representation relating to the products or services concerned. Avery Berkel, a division of ITW Limited, reserves the right to alter without notice the specification, design, price or conditions of supply of any product or service.

Foundry Lane, Smethwick  
West Midlands, England B66 2LP  
Tel: +44 (0)870 903 2000  
Fax: +44 (0)870 904 2223  
Email: [info@averyberkel.com](mailto:info@averyberkel.com)  
Internet: [www.averyberkel.com](http://www.averyberkel.com)